



100% bawe?na.

T-shirt m?odzie?owy. Dopasowany do sylwetki. ?ci?gacz wzmo?niony lycr?. Ta?ma wzmacniaj?ca pod ?ci?gaczem. Podw?jne szwy na ramionach i spodzie koszulki. Grey Melange: 85% bawe?na / 15% poliester.



Box/Box100



Pack/Pack10









### Size/Size

EU	3-4	5-6	7-8	9-11	12-14
Width	32 cm	35,5 cm	38 cm	41 cm	43,5 cm
D?ugo??	44 cm	49 cm	52,5 cm	58 cm	61 cm

 WH-White
 BK-Black
 RD-Red
 NY-Navy
 RB-Royal Blue
 AR-Army
 AS-Ash Melange
 AZ-Azzure
 BC-Brick
 BG-Bottle Green
 BR-Brown
 BU-Burgundy
 CH-Chocolate
 DN-Denim
 FG-Forest Green

 FU-Fucsia
 GF-Graphite
 GM-Grey Melange
 IB-Ice Blue
 KG-Kelly Green
 KH-Khaki
 LM-Lime
 LY-Light Yellow
 OR-Orange
 PH-Peach
 PK-Pink
 PT-Pistachio
 PU-Purple
 SA-Sand
 SK-Sky Blue

 SY-Gold
 TU-Turquoise
 WR-Warm Red
<b>New colors/New colors</b>
 WHSB-White Sublimatable
 MU-Mustard
 MG-Mint Green